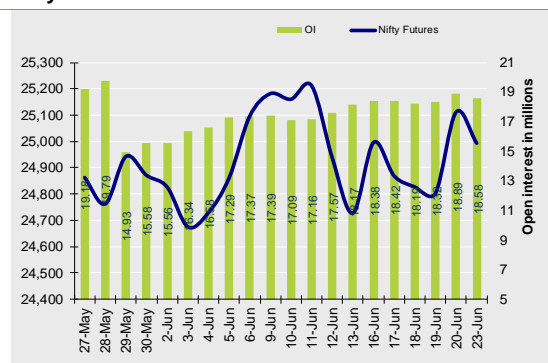


Nifty Snapshot

	Close	Prv Cl.	Ab chg	% chg
Spot	24,971.90	25,112.40	-140.50	-0.56
Futures	24,993.30	25,111.70	-118.40	-0.47
OI(ml shr)	18.58	18.89	-0.31	-1.65
Vol (lots)	170935	147706	23229	15.73
COC	21.40	-0.70	22.10	-3157
PCR-OI	1.04	1.16	-0.12	-10.2

Nifty Futures Price v/s OI



Institutional Activity in previous trading session

(in Rs cr.)	Buy	Sell	Net
Index Futures	6223.73	7398.09	-1174.36
Index Options	1192191.59	1178545.56	13646.03
Stock Futures	146676.65	146988.54	-311.89
Stock Options	111337.48	106317.69	5019.79
FII Cash	8,570.02	10,444.40	-1,874.38
DII Cash	13,499.27	7,907.50	5,591.77

Net FII Activity (in Rs cr.)

Date	Idx Fut	Stk Fut	Idx Opt	Cash
23-Jun	-1174.4	-311.9	13646.0	-1874
20-Jun	117.8	4403.2	-22365.6	7941
19-Jun	425.9	414.6	30175.8	935
18-Jun	43.6	-1780.4	-13869.0	891
17-Jun	393.9	-1340.6	8112.1	1483
16-Jun	420.4	3531.8	-6563.6	-2539

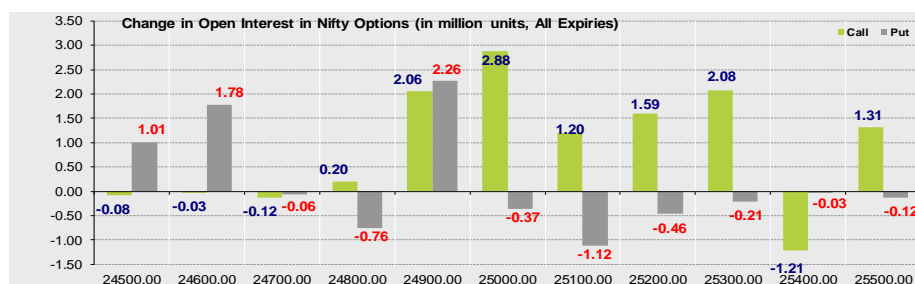
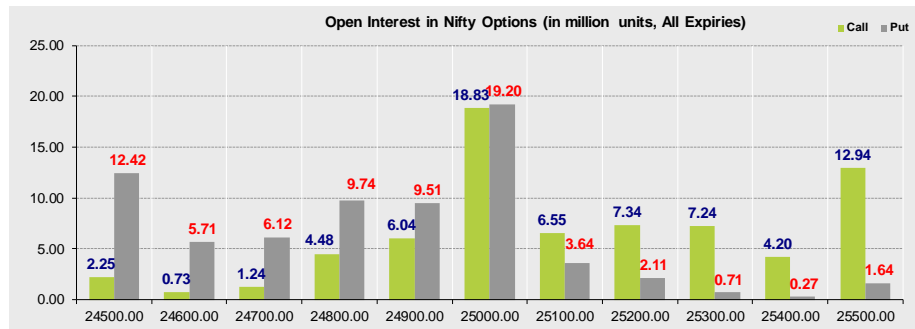
Technical Pivot (Intraday):

	S2	S1	PIVOT	R1	R2
NIFTY	24705	24850	24970	25115	25235
BANKNIFTY	55575	55835	56065	56330	56560

Summary

- Indian markets closed on a negative note where selling was mainly seen in Automobiles, IT, FMCG Sectors. Nifty June Futures closed at 24993.30 (down 118.40 points) at a premium of 21.40 pts to spot.
- FII's were net sellers in Cash to the tune of 1874.38 Cr and were net sellers in index futures to the tune of 1174.36 Cr.
- India VIX increased by 2.74% to close at 14.05 touching an intraday high of 14.52.

Open Interest in Nifty Options:



- The above second chart shows previous trading day's change in Nifty options where Addition in OI were seen in 25200, 25100, 25000, 24900 strike Calls and at 24500, 24600, 24900 strike Puts indicating market is likely to remain range bound in the near term.
- Highest OI build-up is seen at 25000 strike Calls and 25000 strike Puts, to the tune of 18.83mn and 19.20mn respectively.

Outlook on Nifty:

Index is likely to open on a gap up note today and is likely to remain range bound during the day.

(Price is in Rs; OI is in million units; Price chg and OI chg are in percentage) **NB RESEARCH**

Fresh Longs seen in:

Scrip	Price	Price chg	OI	OI Chg
POONAWALLA	438.0	5.1	17.1	15.3
NYKAA	204.4	3.3	67.8	14.4
GLENMARK	1684.2	2.6	9.6	9.9

Short Covering seen in:

Scrip	Price	Price chg	OI	OI Chg
TATAELXSI	6324.5	0.3	1.8	-16.2
LTF	193.6	1.6	69.4	-14.3
ATGL	631.7	1.9	5.8	-13.4

Fresh Shorts seen in:

Scrip	Price	Price chg	OI	OI Chg
FORTIS	756.1	-0.1	6.6	19.7
BPCL	313.5	-0.1	46.2	14.4
SUPREMEIND	4461.5	-0.1	1.4	11.0

Long Unwinding seen in:

Scrip	Price	Price chg	OI	OI Chg
SHREECEM	28675.0	-1.2	0.4	-9.2
CONCOR	736.9	-0.1	15.1	-8.2
KPITTECH	1392.2	-0.5	3.6	-7.8

NIFTY50 Options OI (CE OI = Resistance) (PE OI = Support)

Symbol	Highest CE OI	Highest PE OI	CMP
ADANIENT	2600	2600	2473
ADANIPTS	1500	1300	1357
APOLLOHOSP	7200	6800	7001
ASIANPAINT	2280	2200	2267
AXISBANK	1220	1200	1216
BAJAJ-AUTO	8790	8390	8310
BAJFINANCE	1000	880	916
BAJAJFINSV	2100	2000	2001
BEL	420	400	421
BHARTIARTL	1880	1900	1938
CIPLA	1600	1320	1499
COALINDIA	400	400	392
DRREDDY	1300	1300	1321
EICHERMOT	5500	5400	5549
ETERNAL	270	240	255
GRASIM	2700	2600	2723
HCLTECH	1720	1700	1708
HDFCBANK	2000	1940	1952
HDFCLIFE	800	760	775
HEROMOTOCO	4400	4200	4248
HINDALCO	700	650	662
HINDUNILVR	2400	2300	2274
ICICIBANK	1470	1400	1420
ITC	440	420	415
INDUSINDBK	820	800	842

NIFTY50 Options OI (CE OI = Resistance) (PE OI = Support)

Symbol	Highest CE OI	Highest PE OI	CMP
INFY	1600	1600	1582
JSWSTEEL	1020	980	996
JIOFIN	300	290	294
KOTAKBANK	2200	2100	2182
LT	3740	3600	3591
M&M	3200	3000	3136
MARUTI	13000	12500	12675
NTPC	340	340	334
NESTLEIND	2400	2200	2362
ONGC	255	250	252
POWERGRID	300	270	292
RELIANCE	1500	1420	1456
SBILIFE	1860	1800	1822
SHRIRAMFIN	700	660	662
SBIN	820	820	792
SUNPHARMA	1700	1680	1662
TCS	3500	3400	3400
TATACONSUM	1200	1100	1110
TATAMOTORS	700	650	672
TATASTEEL	161.4	146.4	153
TECHM	1700	1600	1681
TITAN	3600	3400	3509
TRENT	6400	5800	6125
ULTRACEMCO	12000	9800	11466
WIPRO	265	260	264

OI against MWPL				
Symbol	MWPL	Open Interest	Limit for next day	% OI
TATATECH	36328758	31642300	2870020	87%
CDSL	35530000	29454125	4299375	83%
RBLBANK	121575211	100422250	Ban	83%
MCX	10180563	8322375	1349159	82%
BIOCON	94007780	76232500	Ban	81%
BSOFT	32988281	26636800	4702066	81%
HINDCOPPER	65482129	52811850	9396172	81%
GRANULES	29668038	23701575	4483061	80%
CHAMBLFERT	31728204	25036300	5105493	79%
HUDCO	100095000	78847150	16243100	79%
BANDHANBNK	193371109	151819200	31883353	79%
NMDC	689383367	540013500	114900698	78%
MANAPPURAM	109606743	85575000	18551405	78%
ABFRL	121580965	94369600	21132316	78%
MAZDOCK	12239606	9425675	2201950	77%
IREDA	134388235	103463900	24204923	77%
HFCL	189248684	145666150	34120099	77%
LTF	168467595	129371228	30672987	77%
IEX	177849950	135660000	33297452	76%
DIXON	8159946	6208750	1543198	76%
LICHSGFIN	60244101	45550000	11681895	76%
AARTIIND	41876170	31430475	8351886	75%
TITAGARH	16037381	11991075	3244436	75%
BSE	63258922	47159625	12936350	75%
INOXWIND	134884086	98475375	29664506	73%
PNB	687763516	500880000	152495340	73%
ANGELONE	11638502	8278850	2777726	71%
ABCAPITAL	162442174	115016000	39304065	71%
TATACHEM	31601465	22154550	7866841	70%
CANBK	672420574	467194500	171605045	69%
NATIONALUM	178967755	124102500	45916867	69%
INDUSINDBK	125014099	86164300	32599094	69%
SAIL	289148547	197874800	76816319	68%

[illegible]

Derivative Recommendations:

Stock Name	Call (Buy/Sell)	Entry price	Targets	Stop Loss	Duration	Status
HUDCO (Bull Call spread)	Buy	9.8	20	4	Positional	Open
IRFC (Bull Call Spread)	Buy	3.6	7.2	1.8	Positional	Open
PEL FUT	Sell	1116.4	1065	1145	1-2 Days	Open
TATATECH Future	Buy	710	740	695	1-2 Days	Open

FROM THE EQUITY DERIVATIVE DESK:

NIRAV HARISH CHHEDA
AVP - DERIVATIVES AND TECHNICAL RESEARCH
E-Mail: nirav.chheda@nirmalbang.com
Tel no: 6273-8199/8000

AMIT BHUPTANI
SNR.DERIVATIVES AND TECHNICAL RESEARCH ANALYST
E-Mail: amit.bhuptani@nirmalbang.com
Tel no: 6273-8242/8000

DISCLOSURES

Research Reports that are published by Nirmal Bang Securities Private Limited (hereinafter referred to as "NBSPL") are for private circulation only. NBSPL is a registered Research Analyst under SEBI (Research Analyst) Regulations, 2014 having Registration no. INH000001766. NBSPL is also a registered Stock Broker with National Stock Exchange of India Limited, BSE Limited, Metropolitan Stock Exchange of India Limited, Multi Commodity Exchange of India Limited, National Commodity and Derivative Exchange Limited and Indian Commodity Exchange Limited in cash and Equity and Commodities derivatives segments.

NBSPL has other business divisions with independent research teams separated by Chinese walls, and therefore may, at times, have different or contrary views on stocks and markets.

NBSPL or its associates have not been debarred / suspended by SEBI or any other regulatory authority for accessing / dealing in securities Market. NBSPL, its associates or analyst or his relatives do not hold any financial interest (Except Investment) in the subject company. NBSPL or its associates or Analyst do not have any conflict or material conflict of interest at the time of publication of the research report with the subject company. NBSPL or its associates or Analyst or his relatives may or may not hold beneficial ownership of 1% or more in the subject company at the end of the month immediately preceding the date of publication of this research report.

NBSPL or its associates / analyst has not received any compensation / managed or co-managed public offering of securities of the company covered by Analyst during the past twelve months. NBSPL or its associates have not received any compensation or other benefits from the company covered by Analyst or third party in connection with the research report. Analyst has not served as an officer, director or employee of Subject Company. NBSPL / analyst has not been engaged in market making activity of the subject company.

Analyst Certification: The research analysts and authors of these reports, hereby certify that the views expressed in this research report accurately reflects my/our personal views about the subject securities, issuers, products, sectors or industries. It is also certified that no part of the compensation of the analyst(s) was, is, or will be directly or indirectly related to the inclusion of specific recommendations or views in this research. The analyst(s) principally responsible for the preparation of this research report and has taken reasonable care to achieve and maintain independence and objectivity in making any recommendations.

DISCLAIMER

This report is for the personal information of the authorized recipient and does not construe to be any investment, legal or taxation advice to you. NBSPL is not soliciting any action based upon it. Nothing in this research shall be construed as a solicitation to buy or sell any security or product, or to engage in or refrain from engaging in any such transaction. In preparing this research, we did not take into account the investment objectives, financial situation and particular needs of the reader.

This research has been prepared for the general use of the clients of NBSPL and must not be copied, either in whole or in part, or distributed or redistributed to any other person in any form. If you are not the intended recipient you must not use or disclose the information in this research in any way. Though disseminated to all the customers simultaneously, not all customers may receive this report at the same time. NBSPL will not treat recipients as customers by virtue of their receiving this report. This report is not directed or intended for distribution to or use by any person or entity resident in a state, country or any jurisdiction, where such distribution, publication, availability or use would be contrary to law, regulation or which would subject NBSPL & its group companies to registration or licensing requirements within such jurisdictions.

The report is based on the information obtained from sources believed to be reliable, but we do not make any representation or warranty that it is accurate, complete or up-to-date and it should not be relied upon as such. We accept no obligation to correct or update the information or opinions in it. NBSPL or any of its affiliates or employees shall not be in any way responsible for any loss or damage that may arise to any person from any inadvertent error in the information contained in this report. NBSPL or any of its affiliates or employees do not provide, at any time, any express or implied warranty of any kind, regarding any matter pertaining to this report, including without limitation the implied warranties of merchantability, fitness for a particular purpose, and non-infringement. The recipients of this report should rely on their own investigations.

This information is subject to change without any prior notice. NBSPL reserves its absolute discretion and right to make or refrain from making modifications and alterations to this statement from time to time. Nevertheless, NBSPL is committed to providing independent and transparent recommendations to its clients, and would be happy to provide information in response to specific client queries.

Before making an investment decision on the basis of this research, the reader needs to consider, with or without the assistance of an adviser, whether the advice is appropriate in light of their particular investment needs, objectives and financial circumstances. There are risks involved in securities trading. The price of securities can and does fluctuate, and an individual security may even become valueless. International investors are reminded of the additional risks inherent in international investments, such as currency fluctuations and international stock market or economic conditions, which may adversely affect the value of the investment. Opinions expressed are subject to change without any notice. Neither the company nor the director or the employees of NBSPL accept any liability whatsoever for any direct, indirect, consequential or other loss arising from any use of this research and/or further communication in relation to this research. Here it may be noted that neither NBSPL, nor its directors, employees, agents or representatives shall be liable for any damages whether direct or indirect, incidental, special or consequential including lost revenue or lost profit that may arise from or in connection with the use of the information contained in this report.

Copyright of this document vests exclusively with NBSPL. Our reports are also available on our website www.nirmalbang.com